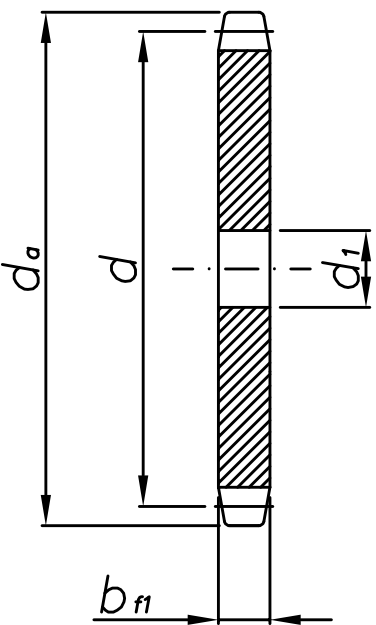
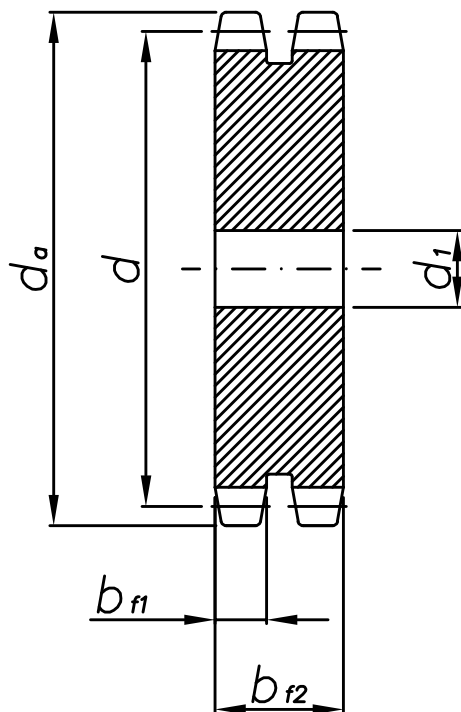


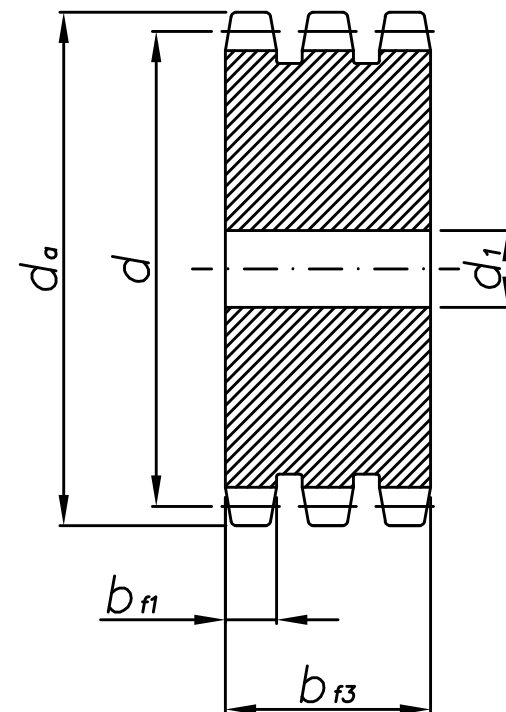
KOŁA ŁAŃCUCHOWE PŁASKKIE – 06B
PLATE WHEELS – 06B



PS



PD



PT

Koła łańcuchowe płaskie - 06B

Plate wheels - 06B

Szerokość zęba/ <i>tooth width</i>	$b_{f1} = 5,3 \text{ mm}$	$b_{f2} = 15,4 \text{ mm}$	$b_{f3} = 25,6 \text{ mm}$
------------------------------------	---------------------------	----------------------------	----------------------------

z	d	d _a	PS	PD	PT
			d ₁	d ₁	d ₁
8	24,89	28,0	8	8	8
9	27,85	31,0	8	8	8
10	30,82	34,0	8	8	10
11	33,80	37,0	8	10	12
12	36,80	40,0	8	10	12
13	39,80	43,0	8	10	12
14	42,80	46,3	8	10	12
15	45,81	49,3	8	10	12
16	48,82	52,3	10	12	12
17	51,83	55,3	10	12	12
18	54,85	58,3	10	12	12
19	57,87	61,3	10	12	12
20	60,89	64,3	10	12	12
21	63,91	68,0	12	12	16
22	66,93	71,0	12	12	16
23	69,95	73,5	12	12	16
24	72,97	77,0	12	12	16
25	76,00	80,0	12	12	16
26	79,02	83,0	12	16	16
27	82,02	86,0	12	16	16
28	85,07	89,0	12	16	16
29	88,09	92,0	12	16	16
30	91,12	94,7	12	16	16
31	94,15	98,3	16	16	16
32	97,17	101,3	16	16	16
33	100,20	104,3	16	16	16
34	103,23	107,3	16	16	16
35	106,26	110,4	16	16	16
36	109,29	113,4	16	16	20
37	112,32	116,4	16	16	20
38	115,34	119,5	16	16	20
39	118,37	122,5	16	16	20
40	121,40	125,5	16	16	20